

Detailed Fund Information

Management Group
 Schroder UT Managers

Fund Name
 UK Mid 250 Acc

Fund Sector
 UK All Companies

Manager's Name
 Andy Brough

Fund Launch Date
 19-Nov-1999

Fund Size
 £1,584.50 (million)

Bid Price / Offer Price
 115.90 p / 123.50 p (Acc)

Yield*
 0.59 %

XD Dates
 Aug 01

Last Distribution
 31/07/09 (XD Date)
 30/09/09 (Pay Date)
 1.422800 (Distribution)

Annual Charge
 1.50 %

OBSR Rating
 AA

* Fund manager data for fixed interest funds may not identify yield as running or redemption yield. Skandia MultiFUNDs Limited and Skandia MultiFUNDs Assurance Limited assume these are redemption yields, as their provision is an FSA regulatory requirement.

Important Information

All performances are inclusive of net reinvested income. Performance figures and yields are as at 31/08/2010. Source: Financial Express. The value of investments and the income from them can fluctuate (this may partly be the result of exchange rate fluctuations) and investors may not get back the full amount invested. Past performance is not a guide to the future. This document is intended for institutional or professional investors and experienced advisers only.

Investment Objective

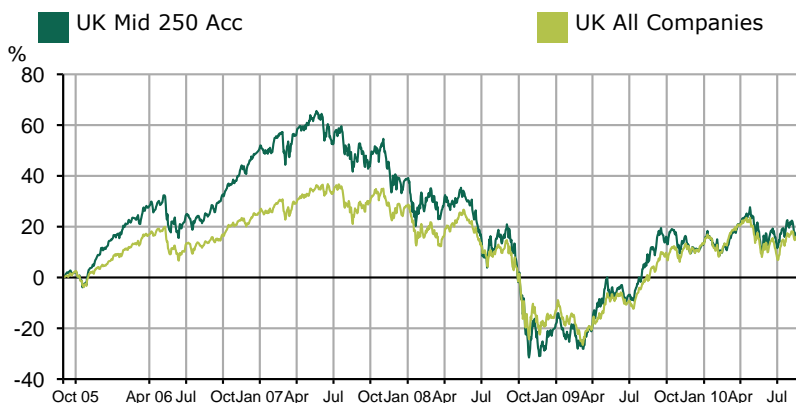
To achieve long - term capital growth by investing in the medium - sized companies listed on the FTSE Mid 250 Index. The fund will invest principally in equities of companies whose shares are listed in the FTSE 250 Ex - Investment Companies Index. However, the fund may also hold former components of, or expected entrants into, that index if in the opinion of the Manager it may be advantageous to do so. Investment will be in directly held transferable securities. The fund may also invest in collective investment schemes, warrants and money market instruments.

Skandia Risk Evaluator as at 31/08/2010

Over 1 year	1	2	3	4	5	6	7	8	9	10
Over 3 year	1	2	3	4	5	6	7	8	9	10
Over 5 year	1	2	3	4	5	6	7	8	9	10

The fund risk score is based on historic volatility, as measured by standard deviation of returns, of the fund over the indicated time period. The historic volatility is then translated to the fund risk level which is a whole number ranging from 1 (least risky) to 10 (most risky). Fund risk scores provide a retrospective view of a fund's volatility, which may vary widely over different time periods, and are not necessarily indicative of a fund's future volatility.

Performance Information



01/09/2005 - 01/09/2010 © Financial Express Holdings 2010

Discrete Performance - 12 months to 30/06/10

	2010	2009	2008	2007	2006
Fund	21.12	-20.36	-23.23	22.67	30.89
Stock Sector Average	19.91	-20.25	-14.58	18.00	18.81

Cumulative Performance to 31/08/10

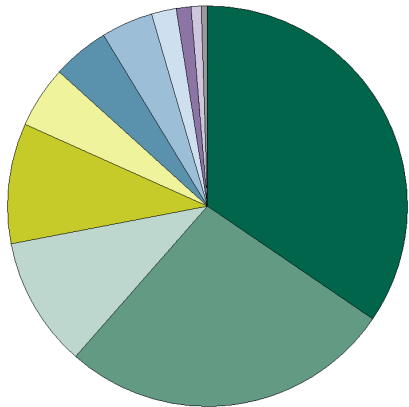
	1 Yr	2 Yrs	3 Yrs	4 Yrs	5 Yrs
Fund	3.24	-2.79	-23.25	-8.60	16.21
Stock Sector Average	8.74	-0.82	-11.36	-1.12	14.09

Performance Analysis - Annualised 3 years

	Growth Rate %	Volatility	Alpha	Beta	Sharpe
Fund	-8.44	27.44	-2.59	1.25	-0.03
Stock Sector Average	-3.94	20.50	0.00	1.00	-0.02

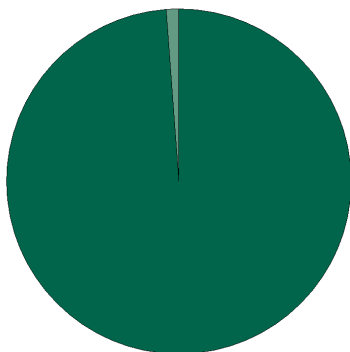
Schroder UT Managers UK Mid 250 Acc

Breakdown 1



	(%)
Industrials	34.5
Consumer Services	27.0
Oil & Gas	10.5
Financials	9.7
Basic Materials	5.0
Technology	4.6
Consumer Goods	4.2
Health Care	2.0
Money Market	1.2
Telecommunications	0.8
Others	0.5

Breakdown 2



	(%)
UK	98.8
Money Market	1.2

Largest Holdings

Holding	(%)	Holding	(%)
PREMIER OIL	4.5 %	ULTRA ELECTRONICS HLDGS	3.5 %
HOMESERVE	4.3 %	ATKINS(W.S)	3.4 %
BSS GROUP	4.0 %	GRAINGER PLC	2.9 %
CARILLION PLC	4.0 %	CSR PLC	2.7 %
VICTREX	3.6 %	MEGGITT	2.7 %

Charts and Table data. Source: Financial Express, as at 31/07/2010

Information Source: Financial Express Limited

The Financial Express sourced information is provided to you by Skandia UK Group and is used at your own risk. Financial Express take care to ensure that the information provided is correct. Neither Financial Express Limited or Skandia UK Group warrants, represents nor guarantees the contents of the information, nor do they accept any responsibility for error, inaccuracies, omissions or any inconsistencies herein.

Calls may be monitored and recorded for training purposes and to avoid misunderstandings.

Skandia provides you with access to its investment platform, known as Skandia Investment Solutions. Within this platform you can open an ISA and Collective Investment Account provided by Skandia MultiFUNDs Limited, a Collective Retirement Account and Collective Investment Bond provided by Skandia MultiFUNDs Assurance Limited and an Offshore Collective Investment Bond, distributed by Skandia MultiFUNDs Limited but provided by Old Mutual International (Guernsey) Limited.

Skandia Life Assurance Company Limited, Skandia MultiFUNDs Limited and Skandia MultiFUNDs Assurance Limited are registered in England & Wales under numbers 1363932, 1680071 and 4163431 respectively. Registered Office at Skandia House, Portland Terrace, Southampton SO14 7EJ, United Kingdom.

All companies are authorised and regulated by the Financial Services Authority with FSA register numbers 110462, 165359 and 207977. VAT number for all above companies is 386 1301 59.

Old Mutual International (Guernsey) Limited is regulated by the Guernsey Financial Services Commission and is licensed to write long-term business under the Insurance Business (Balliwick of Guernsey) Law 2002. Registered number 2424. Registered Office at The Beehive, PO Box 121, Collings Road, St Peter Port, Guernsey GY1 3HE, Channel Islands.