

Detailed Fund Information

Management Group

Neptune Investment Management

Fund Name

Income A Acc

Fund Sector

UK Equity Income

Manager's Name

Robin Geffen

Alex Breese

Emma Stanford

Fund Launch Date

31-Dec-2002

Fund Size

£925.55 (million)

Mid Price

206.70 p (Acc)

Yield*

2.37 %

XD Dates

Jul 01, Jan 01

Last Distribution

01/07/10 (XD Date)

31/08/10 (Pay Date)

5.847200 (Distribution)

Annual Charge

1.60 %

OBSR Rating

AA

* Fund manager data for fixed interest funds may not identify yield as running or redemption yield. Skandia MultiFUNDS Limited and Skandia MultiFUNDS Assurance Limited assume these are redemption yields, as their provision is an FSA regulatory requirement.

Important Information

All performances are inclusive of net reinvested income. Performance figures and yields are as at 31/08/2010. Source: Financial Express. The value of investments and the income from them can fluctuate (this may partly be the result of exchange rate fluctuations) and investors may not get back the full amount invested. Past performance is not a guide to the future. This document is intended for institutional or professional investors and experienced advisers only.

Investment Objective

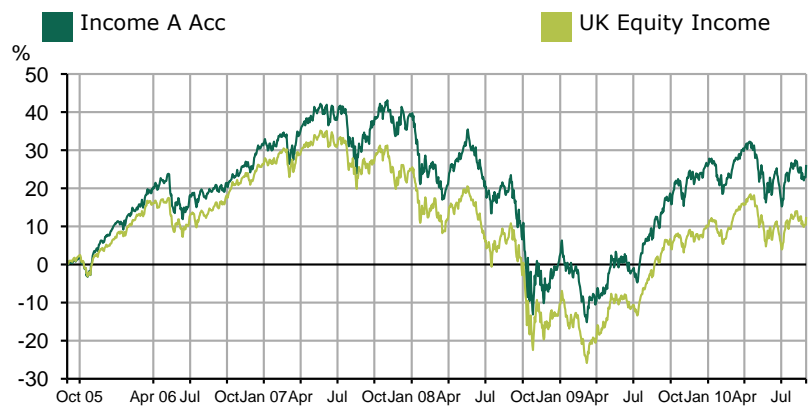
To generate a rising level of income. Whilst income is the main objective there is also potential for capital growth, from an actively managed portfolio invested predominantly in UK securities and UK fixed interest stocks, with some overseas exposure. The Fund aims to achieve top quartile performance, in terms of total return, against the appropriate peer group.

Skandia Risk Evaluator as at 31/08/2010

Over 1 year	1	2	3	4	5	6	7	8	9	10
Over 3 year	1	2	3	4	5	6	7	8	9	10
Over 5 year	1	2	3	4	5	6	7	8	9	10

The fund risk score is based on historic volatility, as measured by standard deviation of returns, of the fund over the indicated time period. The historic volatility is then translated to the fund risk level which is a whole number ranging from 1 (least risky) to 10 (most risky). Fund risk scores provide a retrospective view of a fund's volatility, which may vary widely over different time periods, and are not necessarily indicative of a fund's future volatility.

Performance Information



01/09/2005 - 01/09/2010 © Financial Express Holdings 2010

Discrete Performance - 12 months to 30/06/10

	2010	2009	2008	2007	2006
Fund	19.35	-19.10	-11.64	16.96	22.73
Stock Sector Average	18.49	-16.75	-18.03	16.32	17.06

Cumulative Performance to 31/08/10

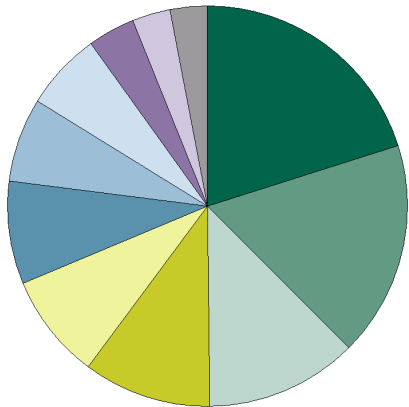
	1 Yr	2 Yrs	3 Yrs	4 Yrs	5 Yrs
Fund	9.22	0.35	-7.44	2.47	23.59
Stock Sector Average	8.16	0.46	-12.41	-4.26	10.94

Performance Analysis - Annualised 3 years

	Growth Rate %	Volatility	Alpha	Beta	Sharpe
Fund	-2.54	18.97	1.85	0.98	-0.01
Stock Sector Average	-4.32	18.68	0.00	1.00	-0.01

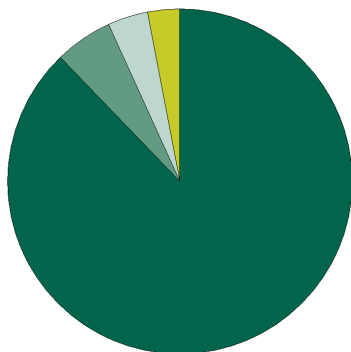
Neptune Investment Management Income A Acc

Breakdown 1



	(%)
Financials	20.1
Consumer Staples	17.4
Utilities	12.3
Materials	10.4
Consumer Discretionary	8.5
Energy	8.3
Industrials	6.8
Health Care	6.3
Money Market	3.8
Telecommunications	3.1
Others	3.0

Breakdown 2



	(%)
UK	87.8
Europe ex UK	5.4
Money Market	3.8
North America	3.0

Information Source: Financial Express Limited

The Financial Express sourced information is provided to you by Skandia UK Group and is used at your own risk. Financial Express take care to ensure that the information provided is correct. Neither Financial Express Limited or Skandia UK Group warrants, represents nor guarantees the contents of the information, nor do they accept any responsibility for error, inaccuracies, omissions or any inconsistencies herein.

Calls may be monitored and recorded for training purposes and to avoid misunderstandings.

Skandia provides you with access to its investment platform, known as Skandia Investment Solutions. Within this platform you can open an ISA and Collective Investment Account provided by Skandia MultiFUNDS Limited, a Collective Retirement Account and Collective Investment Bond provided by Skandia MultiFUNDS Assurance Limited and an Offshore Collective Investment Bond, distributed by Skandia MultiFUNDS Limited but provided by Old Mutual International (Guernsey) Limited.

Skandia Life Assurance Company Limited, Skandia MultiFUNDS Limited and Skandia MultiFUNDS Assurance Limited are registered in England & Wales under numbers 1363932, 1680071 and 4163431 respectively. Registered Office at Skandia House, Portland Terrace, Southampton SO14 7EJ, United Kingdom.

All companies are authorised and regulated by the Financial Services Authority with FSA register numbers 110462, 165359 and 207977. VAT number for all above companies is 386 1301 59.

Old Mutual International (Guernsey) Limited is regulated by the Guernsey Financial Services Commission and is licensed to write long-term business under the Insurance Business (Balliwick of Guernsey) Law 2002. Registered number 2424. Registered Office at The Beehive, PO Box 121, Collings Road, St Peter Port, Guernsey GY1 3HE, Channel Islands.